

Margaret Lehmann

of
BusyBee 

FLUFFY WINTER

2020 YEAR PROJECT

BLOCK OF THE MONTH

FABIRCS YARDAGE



background - $3\frac{5}{8}y$ (335 cm)



blue - $\frac{1}{2}y$ (46 cm)



dark or medium brown - $\frac{1}{2}y$ (46 cm)




light brown or beige - $\frac{3}{8}y$ (35 cm)

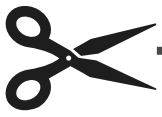


light pink - $\frac{3}{4}y$ (70 cm)

BLOCK N° 1 FOUR BY TWO



Unfinished size $12\frac{1}{2}''$ x $12\frac{1}{2}''$



CUT



2"

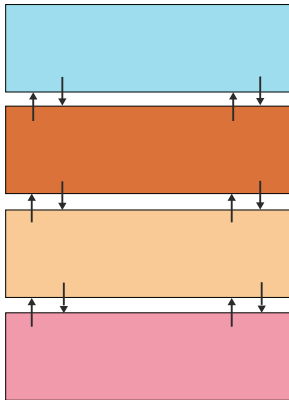
6 1/2"

- 4 patches of pink fabric
- 4 patches of light brown fabric
- 4 patches of medium brown fabric
- 4 patches of blue fabric

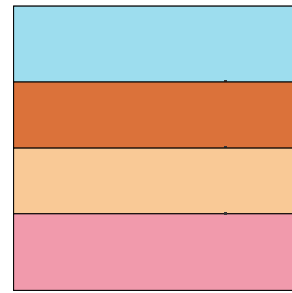


ASSEMBLE THE BLOCK

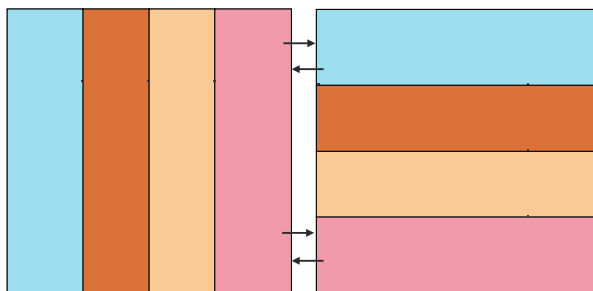
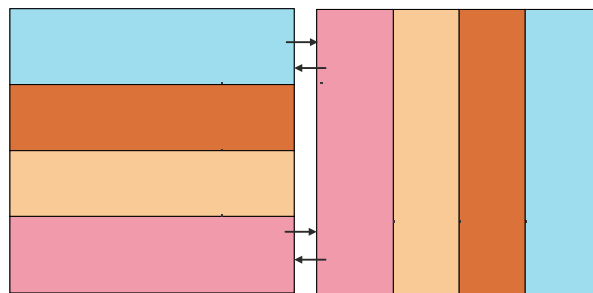
Follow the diagrams

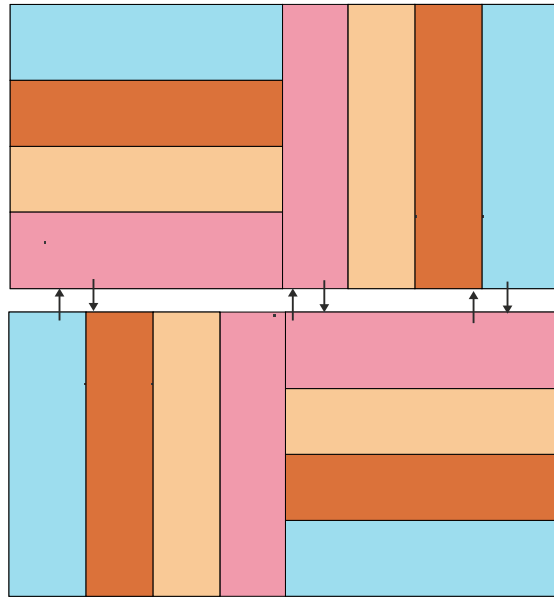


Make 4 the same units

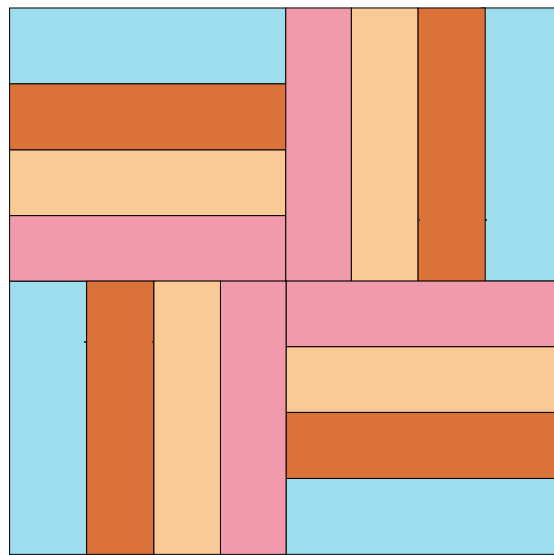


Unit measure $6\frac{1}{2}$ " x $6\frac{1}{2}$ "





Make one



FOUR BY TWO
block should measure $12\frac{1}{2}$ " x $12\frac{1}{2}$ "