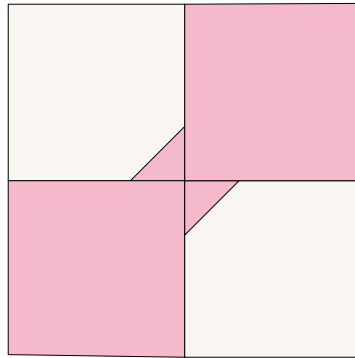



Margaret Lehmann



BOW TIE



CUT

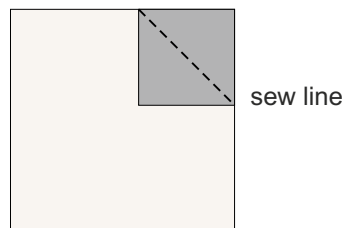


- 2 patches $3\frac{1}{2}$ " x $3\frac{1}{2}$ " fabric of print
- 2 patches $1\frac{1}{2}$ " x $1\frac{1}{2}$ " fabric of print
- 2 patches $3\frac{1}{2}$ " x $3\frac{1}{2}$ " of background



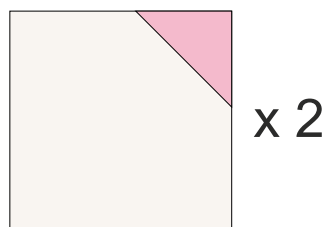
Draw diagonal line corner to corner
on each of $1\frac{1}{2}$ " x $1\frac{1}{2}$ " square.

Put one $1\frac{1}{2}$ " x $1\frac{1}{2}$ " square in the corner on the $3\frac{1}{2}$ " x $3\frac{1}{2}$ "
background square right side together.



Repeat this process on each of background square.
Sew diagonally on each of them.

Press it open and trim $\frac{1}{4}$ " from sewing line.



ASSEMBLE THE BLOCK

Follow the diagrams

