


Margaret Lehmann




of
BusyBee 

TOWN SQUARE QUILT










46" x 62" - 12 blocks 16" x 16"

Needed:

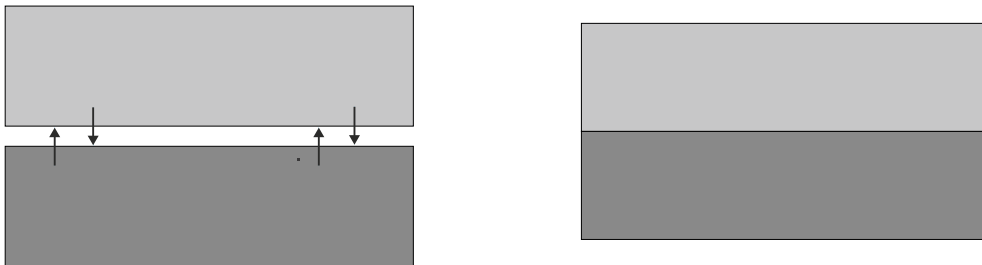
-  $\frac{3}{4}y$ (0.70m) light fabric
 -  $2y$ (1.80m) medium fabric
 -  $1\frac{3}{8}y$ (1.25m) dark fabric
-

Unfinished - cutting size

Follow the diagram

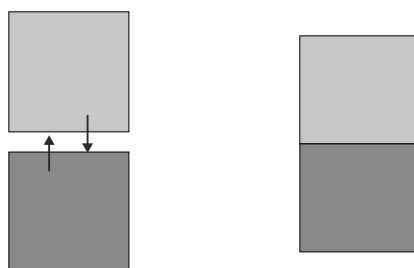
-  1 center square (light fabric) $8\frac{1}{2}'' \times 8\frac{1}{2}''$
 -  4 medium fabric $2\frac{1}{2}'' \times 8\frac{1}{2}''$
 -  4 dark fabric $2\frac{1}{2}'' \times 8\frac{1}{2}''$
 -  8 medium fabric $2\frac{1}{2}'' \times 2\frac{1}{2}''$
 -  8 dark fabric $2\frac{1}{2}'' \times 2\frac{1}{2}''$
 -  6 dark fabric $2\frac{1}{2}'' \times 2\frac{1}{2}''$ for sashing
 -  17 light fabric $2\frac{1}{2}'' \times 16\frac{1}{2}''$ for sashing
-

UNIT A




Sew right side together 1 - $2\frac{1}{2}'' \times 8\frac{1}{2}''$ dark fabric and 1 - $2\frac{1}{2}'' \times 8\frac{1}{2}''$ medium fabric
Make 4 units (unit measure $4\frac{1}{2}'' \times 8\frac{1}{2}''$)

UNIT B



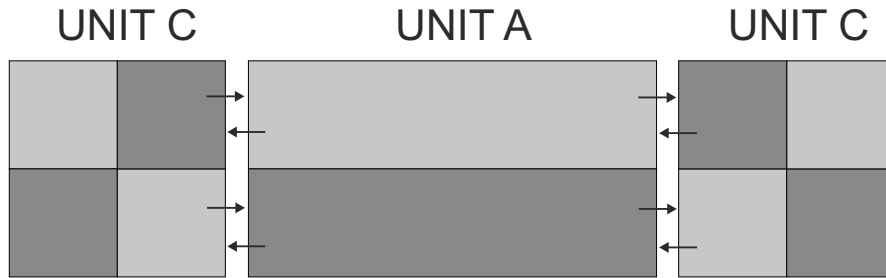
Sew right side together 1 - $2\frac{1}{2}'' \times 2\frac{1}{2}''$ dark fabric and 1 - $2\frac{1}{2}'' \times 2\frac{1}{2}''$ medium fabric
Make 8 units (unit measure $2\frac{1}{2}'' \times 4\frac{1}{2}''$)

UNIT C

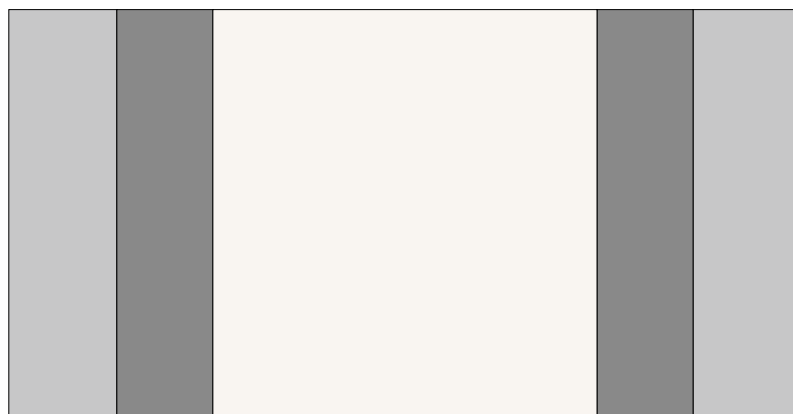
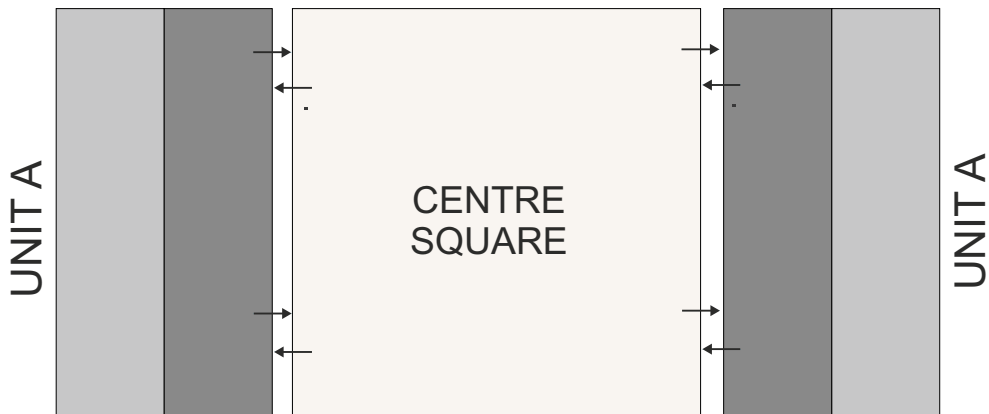


Sew right side together 2 units B

Make 4 units C (unit measure $4\frac{1}{2}$ " x $4\frac{1}{2}$ ")

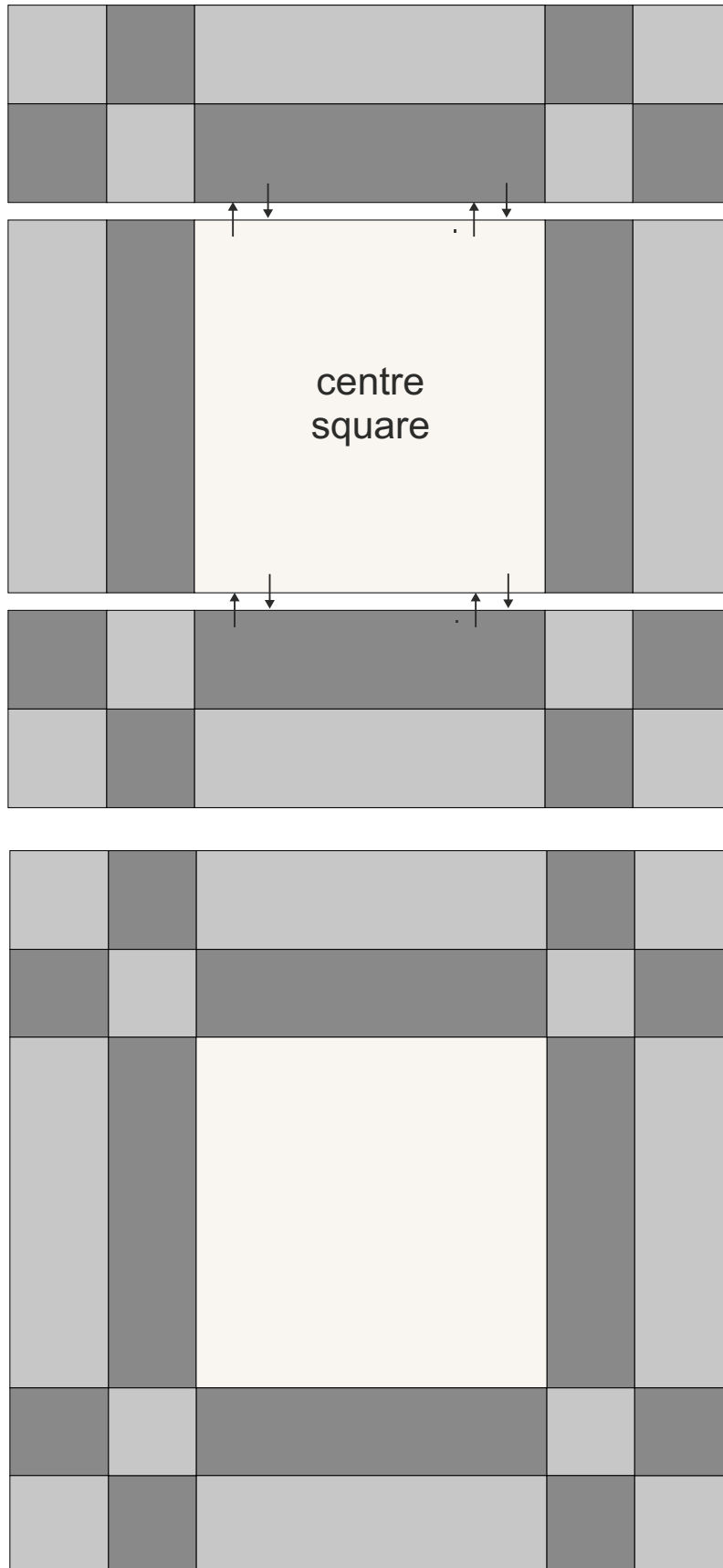


Make 2 the same part (unit measure $4\frac{1}{2}$ " x $16\frac{1}{2}$ ")



Unit measure $8\frac{1}{2}$ " x $16\frac{1}{2}$ "

Assemble the Block Follow the diagram



Make 12 blocks
Block should measure $16\frac{1}{2}$ " x $16\frac{1}{2}$ "

Coloring book

